



Introduction for Parents

What to expect from the CompuScholar experience

Thank you for trusting CompuScholar to provide your students' computer science and digital literacy curriculum!

What Students Will Learn

CompuScholar publishes a variety of courses, and your student will learn the technical subjects detailed in each **Course Syllabus**. Click on the links below to visit the course description pages and the syllabus documents for each course.

Course Name and Description Link	Course Syllabus Link
C# Programming	Course Syllabus (PDF)
Computer Science Foundations	Course Syllabus (PDF) AP CSP Course Syllabus (PDF)
Digital Savvy	Course Syllabus (PDF)
Java Programming	Course Syllabus (PDF) AP CSA Course Syllabus (PDF)
Python Programming	Course Syllabus (PDF)
Tech Essentials	Course Syllabus (PDF)
Unity Game Programming	Course Syllabus (PDF)
Web Design	Course Syllabus (PDF)

Each course syllabus PDF contains a broad overview of the course material and a chapter and lesson-level list of topics, along with a pacing guide. Please carefully review the syllabus for the course your student is taking.



How Students Access Course Materials

All course materials are accessed online through a web browser on **any device** (computer, laptop, tablet, etc.) from **anywhere** (school, home, or other location). Each student will have a personal account to track grades and progress, and that account is typically accessed with a username and password.

There are 4 basic ways that students can log in and access course materials. They will use ONE of these approaches, based on guidance from their teacher.


1. **Direct login** – Students who are provided a **course registration code** will self-select their own CompuScholar usernames and passwords when enrolling in a course. They can then log in at <https://learning.compuscholar.com> to access the course material.
2. **Single Sign-On (SSO) through Clever or ClassLink** – Districts may use **Clever** or **ClassLink** to provide automatic rostering and SSO. In that case, students can log into their district Clever or ClassLink dashboard using a district-provided username and password. From there, they will click on the CompuScholar app to access our system.
3. **District LMS** – Districts may integrate CompuScholar's materials into their own **Canvas, Schoology**, or similar Learning Management System (LMS). In that case, students will log into that system to reach the course materials using district-provided credentials. No student data is kept in CompuScholar's system.
4. **Google Classroom** – Teachers who use Google Classroom may establish automatic rostering and SSO using that service. In that case, students will log into Google Classroom with their Google accounts and then click on CompuScholar links to access the courses in our system.








Once logged in, students will be able to watch the course instructional videos, read the lesson text pages, take quizzes and tests, etc. Each course has many hands-on activities that may also be completed online or (in some cases) completed outside CompuScholar's system using 3rd party applications. Please see the Course Syllabus documents for details.



Role of the Parent

Parents are naturally important to the success of their child's education. Even though parents may not be familiar with the technical subjects found in CompuScholar's courses, they can still maintain oversight and provide encouragement as needed.

 **Student Menu**

-  Edit My Profile
-  Change My Password
-  Tutorial
-  **My Grades**
-  Report Dashboard
-  Message My Teacher
-  Completion Certificate

Parents do not normally* have separate logins to CompuScholar's system. Instead, they can sit with students while they log in to review grades and progress.

For courses hosted in CompuScholar's system, once logged in, click on the course name in the "Course Overview" panel to enter the course. Then, look at the "**Student Menu**" on the left. Click on the "**My Grades**" link to review the student's current results or the "**Report Dashboard**" link to view a variety of reports on student progress and time spent within the materials.

If your school is hosting CompuScholar's materials in Canvas, Schoology, or a similar LMS, then the school should provide similar parental access and reports. No student data will be kept in CompuScholar's system.

** Parents of homeschool students or individual subscribers act as the teacher of record and will have a separate teacher account with similar grades and progress reporting.*